



**IJSLANDER
LAAT JE
BEWEGEN.**

CITYBOX
THE QUICK & EASY WAY
TO CREATE A CITYBOX



IJSLANDER

PLAYING A BALL SPORT

Want young and old to exercise in the neighborhood and meet each other? Create a sports spot in the area with back stops, goals, panna courts or a football cage. Here you can kick a ball with the whole family or organize a sports tournament for the neighborhood. It also gives young people their own place to be active safely. Play football, basketball or volleyball. Or just catch up on everything. Without being bored or causing disturbances in the neighborhood.

But where do you start? That is very simple: start with piece of paper. On this you write everything that comes to mind. Don't think about the shapes you want, start fresh. Which sports do you want in the neighborhood? For which ages? Do you want to contain certain game elements?

CHECKLIST

Need more help? By checking the questions below, you know if you have thought of everything to start designing a place for playing ball sports.

- For which ages is the sports place?
- Which sports can be practiced?
- Is it an open or closed place?
- Will there be goals or not?
 - For which sports should goals be set?
- Are sport lines needed?
- Will there be a game element?
- Keep a score by yourself or with a scoreboard?


Do you know what you want? Then you can start creating the sports place! Are you going for a football cage? In order to meet the needs of every customer, IJslander offers several possible options for the Citybox. The desired model can be chosen together with the most popular sports. Take your wish list and start compiling yourself and create your ideal Citybox.

Warning! The standard Citybox can be placed on a slope of maximum 1%. If the slope is more than 1%, please contact IJslander B.V. for more information.

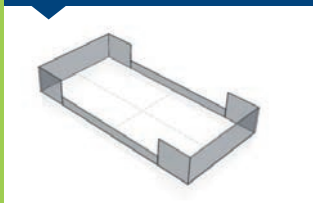
CREATE YOUR OWN CITYBOX

Kind of model

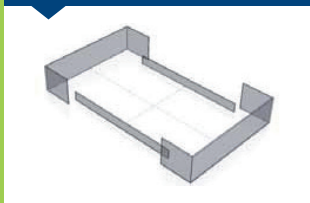
Crib




U-Model



U-Model + 4 x lock-entrances



High Model



Sport options

Soccer

Basketball

Volley-ball

Dimensions

Length

Width

Height: 1 - 2 - 3 - 4 m

Goal

Header

Integrated

Entrance

Number

Sleuce

Passage

Entry

Service door

Yes / No

Soccer accros width

Yes / No

NEED SOME INSPIRATION?

Are you going for football and basketball for the Citybox, Backstop, Pannaveld or a combination with goals? The choice is yours. Some examples are shown below and on the next page.

4001

CITYBOX



4002

BACKSTOP



4003

PANNA COURT



4004-01

PANNA COURT ROUND



4001-67

HALF ROUND CIRCLE



CITYBOX +

Have you compiled a Citybox? Then there are a few other options possible. For example in type of entrances and the accessibility of the football cage. Or place a volleyball set or a scoreboard. On this and following pages a number of different options, with check boxes. So that -when discussing the box you created- you can immediately go through the extra options.

We are happy to help. Do you have any questions or would you like to know more about Cityboxes or all possibilities? Contact one of our account managers at export@ijslander.com.

CITYBOX + POSSIBILITIES



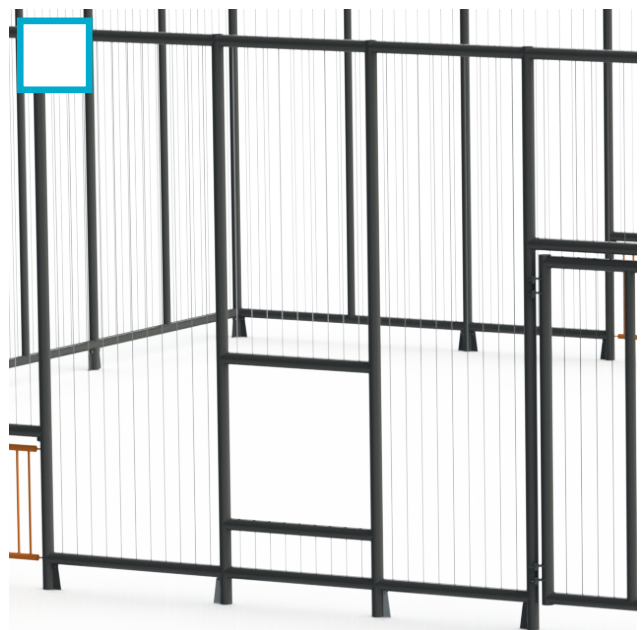
Wheelchair access



Sleuce entrance




Step-through portal



Entry hatch



Service portal



Citybox door



Soccer goals accros width (1207)



Soccer goals accros width (1207-02)



Multigoal (4020)




Multigoal with door (4020-05)



Combigoal (1203)



Goal (1207-02)



Penaltykick (1210-11)



Volleyball set (1306)



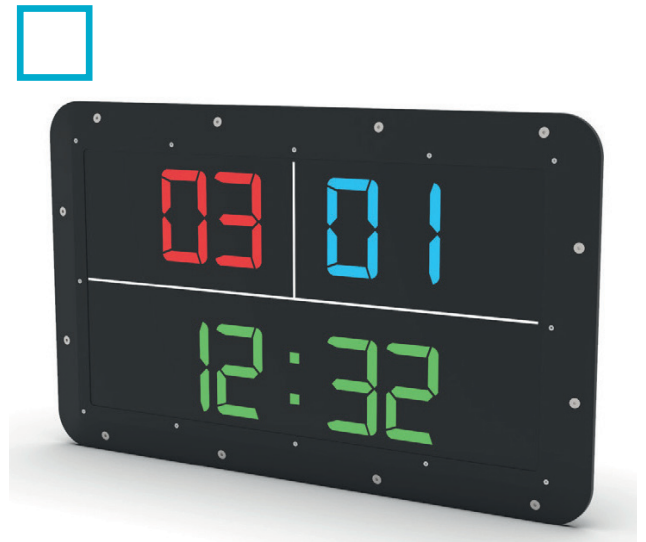
Click & Play Citybox



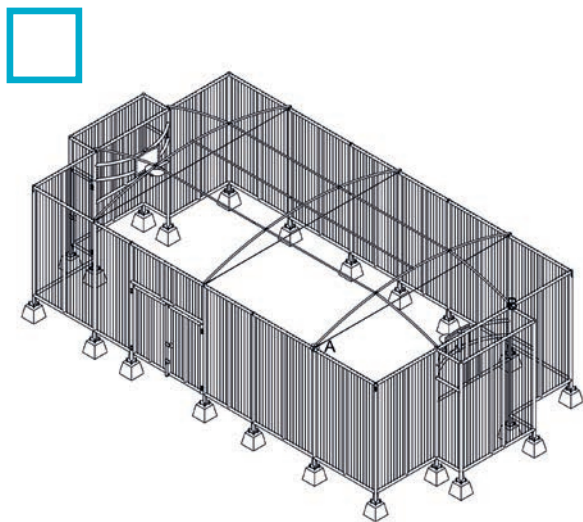
Board Urban Sports Cable Clip (4101)




Play alive scorebord




Scorebord digital



Roof net with curved construction



Roof net with poles



Roof construction cables



Roof construction beams and cables



IJSLANDER

Ijlander BV
Oude Dijk 10
8096 RK Oldebroek

(+31) 0525 – 74 50 99
export@ijlander.com
www.ijlander.com